

# MTL4850 and MTL4854 HART® Multiplexers

- Mount directly to a range of customised connection units
- MTL4850 designed for use with SIL3 loops (non interfering)
- MTL4854 designed for use in partial-stroke test valve positioner applications
- Connect over 2000 loops on one RS485 network
- Auto baud rate detection
- LED indication for fault diagnosis
- Isolated Power Supply
- Firmware upgradeable



The MTL4850 HART multiplexer provides a simple interface between smart devices in the field, control/safety systems and HART® instrument management software running on a PC.

The system is based on 32-channel modularity to provide a compact, easily configurable and expandable system. Using a standard RS485 serial link, up to 2016 individual HART devices can be connected to a single network.

For the optimum solution, the modules mount directly to either a range of generic or customised connection units/backplanes.

The MTL4850 is certified for the use with safety related sub-systems to IEC 61508, and is the first choice of HART multiplexer for these applications. It can be connected to signal loops that are part of safety instrumented functions up to SIL3.

With the fixed modularity of 32 channels, the speed of scanning field devices and responsiveness to PC software requests is optimised when compared to master/slave configurations.

The MTL4854 mounts on the same range of backplane as the MTL4850 but includes four HART modems that enable simultaneous communications with connected field devices to be carried out.

The primary application for this is to enable monitoring of other channels to continue while one channel is being used for valve positioner diagnostics.

## Connectivity to HART Configuration and Instrument Management Software

The online access to the information contained within HART devices allows users to diagnose field device troubles before they lead to costly problems. Software can capture and use diagnostic data from HART field instruments via the MTL HART connection hardware. This allows users to realise the full potential of their field devices to optimise plant assets, which results in significant operations improvement and direct maintenance savings.

IMS products provide essential configuration, calibration, monitoring and maintenance history functions for conventional analogue (4-20 mA) and HART protocol compatible smart process instruments and field devices. They deliver powerful tools to meet the need for standardised instrument maintenance procedures and record keeping mandated by some quality standards and regulatory bodies.

The benefits of utilising these powerful software packages online include:

- Reduced commissioning time and costs
- Reduced maintenance costs
- Reduced documentation
- Reduced process downtime

The MTL4850/54 offers connectivity to a comprehensive range of FDT based software packages via the comms Device Type Manager (DTM). The DTM can be downloaded from [www.mtl-inst.com](http://www.mtl-inst.com). Other software packages work with the MTL4850/54 through custom software drivers or by the inclusion of the device description (DD) file for the MTL multiplexers.

*HART® is a registered trademark of the HART Communication Foundation*



Eaton Electric Limited,  
Great Marlings, Butterfield, Luton  
Beds, LU2 8DL, UK.  
Tel: + 44 (0)1582 723633 Fax: + 44 (0)1582 422283  
E-mail: [mtlenquiry@eaton.com](mailto:mtlenquiry@eaton.com)  
[www.mtl-inst.com](http://www.mtl-inst.com)

© 2016 Eaton  
All Rights Reserved  
Publication No. EPS MTL4850\_54 Rev 3  
November 2016

# MTL4850 and MTL4854 HART® Multiplexers

November 2016

## SPECIFICATION

**Number of channels**  
32

**Channel transmitter type**  
HART rev 5 – 7

**Channel interface**  
2 connections to each channel field loop (64 total)

**Host system interface**  
RS485 2-wire multidrop  
(up to 63 MTL4850 modules can be connected to one host)

**RS485 baud rate**  
38400, 19200, 9600, 1200 baud - (auto-detected)

**Address selection**  
8-bit interface, up to 64 addresses

**Alarm output** (Open Collector - Referenced to 0V)  
 $V_{max} = 35V$ ,  $I_{max} = 5mA$ ,  $P_{max} = 100mW$

## ISOLATION

**Channel-to-channel isolation**  
50V dc

**Field loop isolation**  
50V dc  
Module is coupled to loops via capacitor in each connection leg (i.e. 2 capacitors per channel)

**RS485 interface isolation (Between module and interface)**  
25V dc

**Alarm output isolation (Between module and output)**  
50V dc

**PSU isolation (Between module and PSU input)**  
50V dc

## POWER

**Supply voltage**  
19V to 35V dc

**Current consumption**

<b>MTL4850</b>	<b>MTL4854</b>
60mA at 24V ±10%	42mA at 24V ±10%

**Power dissipation**

<b>MTL4850</b>	<b>MTL4854</b>
<1.6W at 24V ±10%	<1.1W at 24V ±10%

**PSU protection**  
Reversed polarity protected

## ENVIRONMENTAL

**Temperature range**  
Operating: -40°C to +70°C  
Non-operating: -40°C to +85°C

**Relative humidity**  
5% to 95% - non-condensing

## MECHANICAL

**Dimensions**  
See drawing

**Weight**

<b>MTL4850</b>	<b>MTL4854</b>
125 gm	100 gm

Compatible FDT Frames include:-

FDT Frame	Manufacturer
FieldCare	Endress & Hauser/Metso Automation
PACTware	PACTware Consortium
FieldMate	Yokogawa
FDT Container	M&M Software

## Approvals

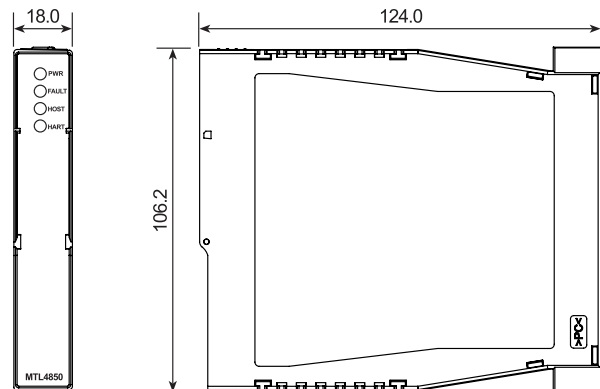
Zone 2 mounting	ATEX & IECEx
Div 2 mounting	CSA, FM & FMC (MTL4850)

For full details of approvals and certification refer to the MTL website

## LED INDICATORS

LED	Colour	State	Description
PWR	green	Off	Multiplexer is not receiving power
		On	Multiplexer is receiving power
FAULT	red	Off	Multiplexer is in the running state
		Steady flash	Multiplexer rebuild is in progress
		Short/long flash	No HART loops found
		On (steady)	A fault was detected and multiplexer operation has halted
HOST	yellow	Off	No communication on the channel
		Short flash (0.25 sec)	Correctly framed message received by the multiplexer
		Long flash (1 sec)	Response transmitted—this is re-triggerable so repeated transmissions will leave the indicator permanently on
HART	yellow	Off	No communication on the channel
		Short flash (0.25 sec)	Message transmitted
		Long flash (1 sec)	Response received- this is re-triggerable so repeated transmissions will leave the indicator permanently on

## DIMENSIONS (mm)



# MTL4850 and MTL4854 HART® Multiplexers

November 2016

## MTL4850/MTL4854 BACKPLANE SPECIFICATIONS GENERAL PURPOSE VERSIONS

### HMP-HM64 BACKPLANE

#### Capacity

2 x MTL4850 or MTL4854 HART multiplexer modules

#### Maximum power requirements

2.9W when equipped with –

2 x MTL4850 or MTL4854 HART multiplexer modules

#### HART interface connectors

4 x DIN41651 20-way HART signal cables

(16 HART signal connections + 4 common returns on each cable. Connections to HART signals via screw terminal interface or custom backplane. Contact Eaton's MTL product line for details.)

#### Weight (excl. modules and accessories)

220g approx.

### HTP-SC32 BACKPLANE \*

#### Capacity

1 x MTL4850 or MTL4854 HART multiplexer module

#### Maximum power requirements

1.4W

#### Weight (excl. modules and accessories)

330g approx.

### COMMON SPECIFICATION HMP-HM64 & HTP-SC32

#### Power requirements, Vs

21 to 35V dc through plug-in connectors

#### Mounting

Supplied fitted in DIN-rail (T- or G- section) carrier

#### RS485 port

2.5mm<sup>2</sup> screw terminals

#### Operating temperature

-40°C to +70°C

### HCU16 HART CONNECTION UNIT\*

#### Accuracy (HCU16-P250 only)

250Ω ±0.05%

#### Connectors

2.5mm<sup>2</sup> screw clamp terminals

3 terminals per channel

20-way HART signal cable (to HMP-HM64)

#### Weight

383g approx.

### HCU16AO CONNECTION UNIT WITH FILTERS

#### Series impedance

dc < 2Ω

HART signal > 240Ω

#### Connectors

2.5mm<sup>2</sup> removable screw clamp terminals

2 terminals per channel in groups of 4 channels

20-way HART signal cable (to HMP-HM64)

#### Weight

768g approx.

### COMMON SPECIFICATION HCU16 & HCU16AO

#### Capacity

16 channels

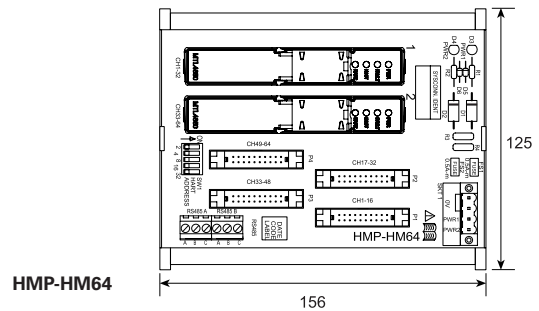
#### Isolation

Channel-to-channel 50V dc

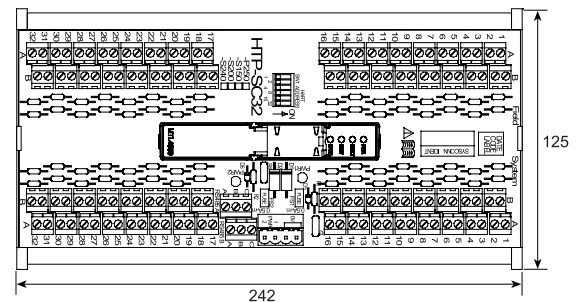
#### Mounting

Supplied fitted in DIN-rail (T- or G- section) carrier

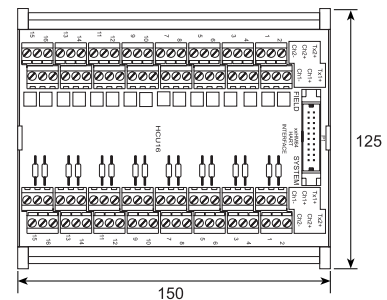
\*For further details of the model options refer to the Instruction Manual INM4850- available from the MTL website.



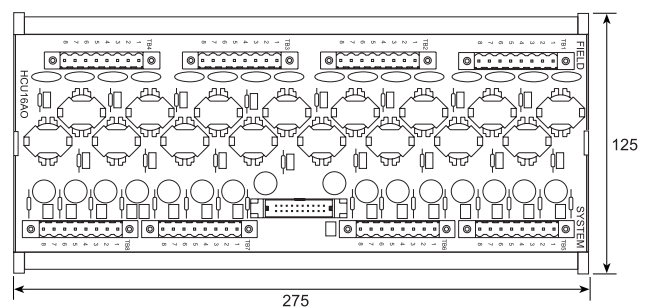
HMP-HM64



HTP-SC32



HCU16



HCU16AO

## CUSTOMISED CONNECTION UNITS

MTL offers a range of general purpose and IS interfaces providing direct connection with control system I/O cables as well as HART® connectivity. For general purpose signals, a number of custom HART® interface termination units are available for most DCS and PLC I/O cards. These replace the existing DCS termination units, saving space and allowing easy upgrading. Please contact MTL product line for details.

# MTL4850 and MTL4854 HART® Multiplexers

November 2016

## MTL4850/54 BACKPLANE SPECIFICATIONS INTRINSIC SAFETY VERSIONS

### CPH-SC16/CPH-SC32 BACKPLANES

#### Capacity

- 16 x MTL4541/A, MTL4546/Y isolators
- 16 x MTL4544/A, MTL4549/Y (CPH-SC32 only)
- 1 x MTL4850 or MTL4854 HART multiplexer

#### Power requirements, Vs

21 to 35V dc through plug-in connectors

#### Maximum power requirements

- CPH-SC16 0.65A
- CPH-SC32 1.2A

#### Safe-area connectors

2.5mm<sup>2</sup> screw terminals (2 terminals/module)

#### RS485 port

2.5mm<sup>2</sup> screw terminals

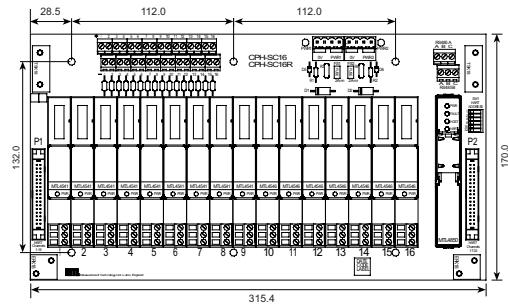
#### Accuracy

CPH-SCxxR: 250Ω ±0.05% conditioning resistor

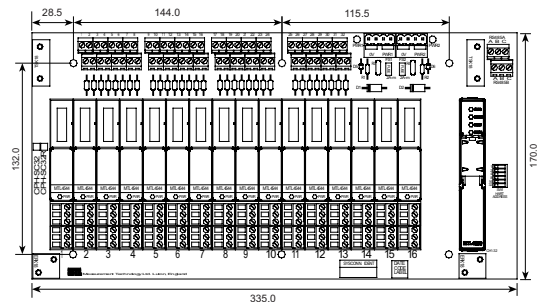
#### Weight (excl. modules and accessories)

- CPH-SC16 410g approx.
- CPH-SC32 470g approx.

## DIMENSIONS (mm)



CPH-SC16(R)



CPH-SC32(R)

## ORDERING INFORMATION



### HART multiplexer

#### MTL4850

HART multiplexer module  
(connects with up to 32 loops)

#### MTL4854

Multi-modem HART multiplexer module  
(connects with up to 32 loops)

### General purpose connection units

#### HMP-HM64

64ch HART backplane  
(Link to connection units via signal cable)

#### HCU16 †

HART connection unit, 16ch i/p

#### HCU16-P250 †

HART connection unit, 16ch i/p

#### HCU16-S150 †

HART connection unit, 16ch i/p

#### HCU16-S200 †

HART connection unit, 16ch i/p

#### HCU16AO

HART connection unit, 16ch o/p  
(With HART filters)

#### HM64RIB20-xx

20-way HART signal cable  
xx = 0.5, 1.0, 1.5, 2.0, 3.0, 4.0, 4.5, 6.0  
(metres)

### Integrated connection units

#### HTP-SC32 †

Integrated HART connection unit, 32ch

#### HTP-SC32-P250 †

Integrated HART connection unit, 32ch

#### HTP-SC32-S150 †

Integrated HART connection unit, 32ch

#### HTP-SC32-S200 †

Integrated HART connection unit, 32ch

#### HTP-SC32-S240 †

Integrated HART connection unit, 32ch

† See Notes



### MTL4500 range of backplanes

#### CPH-SC16

16ch backplane

#### CPH-SC16R

16ch backplane  
(250Ω conditioning resistor)

#### CPH-SC32

32ch backplane

#### CPH-SC32R

32ch backplane  
(250Ω conditioning resistor)

### Literature

#### INM4850/54

MTL4850/54 Instruction manual

#### INA485x

ATEX safety instructions

### Notes:

- no suffix** No parallel resistor, 0Ω link in series - for use with current inputs with 250Ω input impedance or HART compatible outputs
- P250** 250Ω parallel resistor, 0Ω link in series - for use with 1-5V system inputs
- S150** 150Ω series link, no parallel resistor - for use with current inputs with 100Ω input conditioning
- S200** 200Ω series link, no parallel resistor - for use with current inputs with 50Ω or 63.5Ω input conditioning
- S240** 240Ω series link, no parallel resistor - for use with isolators connected to field terminals.



**Eaton Electric Limited,**  
Great Marlings, Butterfield, Luton  
Beds, LU2 8DL, UK.  
Tel: + 44 (0)1582 723633 Fax: + 44 (0)1582 422283  
E-mail: [mtlenquiry@eaton.com](mailto:mtlenquiry@eaton.com)  
[www.mtl-inst.com](http://www.mtl-inst.com)

© 2016 Eaton  
All Rights Reserved  
Publication No. EPS MTL4850\_54 Rev 3 081116  
November 2016

**EUROPE (EMEA):**  
+44 (0)1582 723633  
[mtlenquiry@eaton.com](mailto:mtlenquiry@eaton.com)

**THE AMERICAS:**  
+1 800 835 7075  
[mtl-us-info@eaton.com](mailto:mtl-us-info@eaton.com)

**ASIA-PACIFIC:**  
+65 6 645 9888  
[sales.mtlsing@eaton.com](mailto:sales.mtlsing@eaton.com)

The given data is only intended as a product description and should not be regarded as a legal warranty of properties or guarantee. In the interest of further technical developments, we reserve the right to make design changes.